




# R&S®HMF2525/HMF2550 ARBITRARY FUNCTION GENERATOR



The perfect choice for

Engineering lab	Maintenance & repair
Education	General purpose

Key specifications	
Frequency range	10 $\mu$ Hz to 25 MHz (R&S®HMF2525) 10 $\mu$ Hz to 50 MHz (R&S®HMF2550)
Output voltage	5 mV <sub>pp</sub> to 10 V <sub>pp</sub> (into 50 $\Omega$ ) 10 mV <sub>pp</sub> to 20 V <sub>pp</sub> (open circuit)
Total harmonic distortion	0.04 % typ. (f < 100 kHz)
DC offset	$\pm$ 5 mV to 5 V
Arbitrary waveform length	up to 256 ksamples
Arbitrary waveform resolution	14 bit

## Key features

- ▶ Two versions: R&S®HMF2525 with 25 MHz and R&S®HMF2550 with 50 MHz maximum frequency
- ▶ 14-bit resolution and 8 ns rise time
- ▶ As well as standard waveforms such as sine, rectangle and triangle, the instruments provide powerful arbitrary signal functionality. In addition to predefined signal shapes such as sin(x)/x, white or pink noise, it can also output customer-specific, arbitrary curve shapes with a signal length of up to 256 ksamples.
- ▶ The burst, sweep, gating, internal and external triggering operating modes and the AM, FM, PM, PWM and FSK modulation functions (in each case internal and external) can be applied on all signals

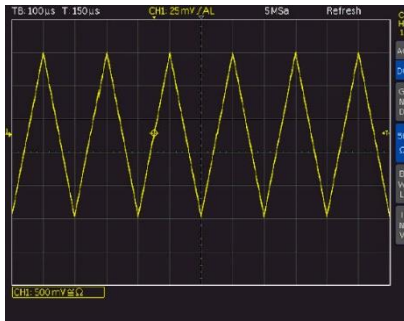
Your benefit	Features
Powerful pulse generator	Provides pulses with a recurrence rate of up to 12.5 MHz/25 MHz; the pulse width can be set from 15 ns to 999 s with a resolution of 5 ns. Rise/fall time can be selected from 8 ns to 500 ns – a very useful feature when characterizing input hysteresis of semiconductor devices
Easily create arbitrary waveforms	Arbitrary waveforms can be developed with PC software. Stored waveforms can be loaded via front USB port or imported via the complimentary HMEExplorer software (available for download)



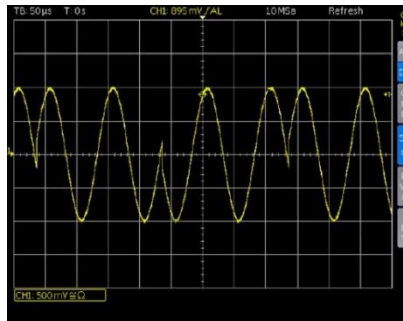
For more information:

[www.rohde-schwarz.com/catalog/HMF](http://www.rohde-schwarz.com/catalog/HMF)

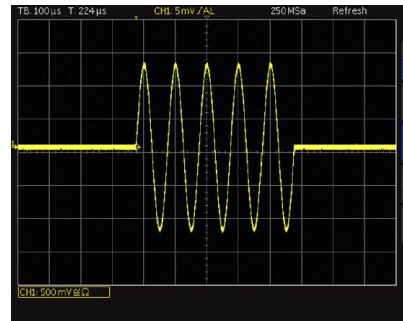
## Signal examples



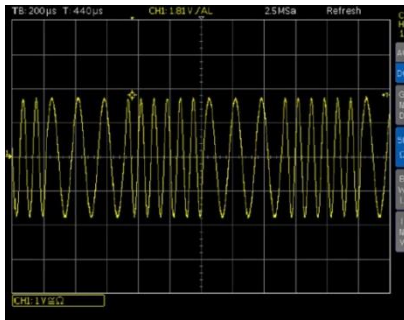
Triangle signal.



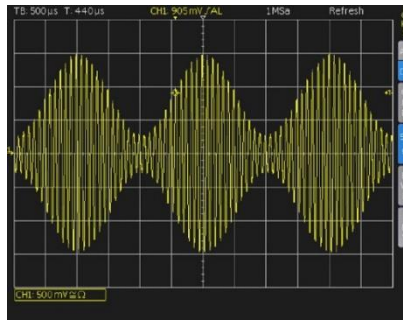
Phase modulation (PM).



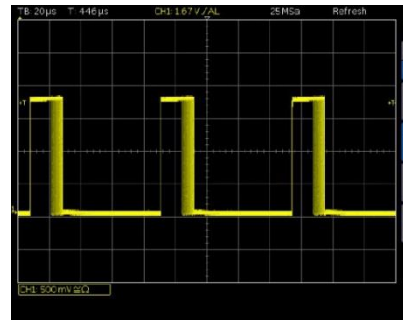
Burst example.



Frequency shift keying (FSK).



Amplitude modulation (AM).



Pulse width modulation (PWM).

Base unit	
Frequency Range	Model
10 µHz to 25 MHz	R&S®HMF2525
10 µHz to 50 MHz	R&S®HMF2550
Options/system components	
Description	Item
Dual Ethernet/USB interface	R&S®H0732
IEEE-488 (GPIB) interface	R&S®H0740
19" rackmount kit, 2 HU	R&S®HZ42

### Included accessories:

All models include operating manual, power cable and three-year warranty.

Rohde & Schwarz GmbH & Co. KG | Europe, Africa, Middle East +49 89 4129 12345 | North America 1 888 TEST RSA (1 888 837 87 72)

Latin America +1 410 910 79 88 | Asia Pacific +65 65 13 04 88 | China +86 800 810 82 28 / +86 400 650 58 96

[www.rohde-schwarz.com](http://www.rohde-schwarz.com) | [customersupport@rohde-schwarz.com](mailto:customersupport@rohde-schwarz.com)

R&S® is a registered trademark of Rohde & Schwarz GmbH & Co. KG | PD 5214.9367.32 | Version 02.00 | April 2020 (as)

Trade names are trademarks of the owners | R&S®HMF25xx Function Generator | Data without tolerance limits is not binding

Subject to change | © 2020 Rohde & Schwarz GmbH & Co. KG | 81671 Munich, Germany

Rohde & Schwarz Representative



deg-Messtechnik GmbH  
Brüdergasse 1-3, Top B14  
A-3430 Tulln  
fon +43 2272 20522-0  
fax +43 2272 20522-17

Internet <http://www.deg-messtechnik.at>